



Web2.0

Online Quiz Tools Plickers





Online Quiz tools are tools that make the lessons more functional and the exam turns into fun. Acquisition checks can be made from kindergarten to university with computers, phones, tablets or ready-made QR cards.






- General Logic;
- -one. Questions for the exam are prepared in advance with the teacher account
- -2. A class is created or a code is shared with students for online administration of the exam.
- -3. The exam is applied and the answers are collected in the teacher panel.
- -4. Response percentages can be obtained separately for each participant.





Plickers





A screenshot of a web browser displaying the Plickers website. The browser's address bar shows 'get.plickers.com'. The website has a dark blue background with the Plickers logo in the top left. Navigation links 'Sign in' and 'Get Started >' are in the top right. The main content area features a smartphone displaying a quiz question: 'What's the heaviest planet in our Solar System?'. The options are Venus, Jupiter, Neptune, and Mars. Jupiter is selected, indicated by a green bar. To the right of the phone, the text reads: 'Formative assessment has never been faster.' Below this, it says: 'Plickers is the free card activity your students will love. Join millions and play in your next lesson.' A green button labeled 'Sign up for free >' is prominent. At the bottom of the main content, it states: 'Used by K-12 teachers in over 100 countries'. In the bottom right corner of the website, there is a small text: 'Windows'u Etkinleştir Windows'u etkinleştirmek için Ayarlar'a gidin.' Two large blue arrows point from the top of the browser window towards the 'Sign in' and 'Get Started >' links. The Windows taskbar is visible at the bottom of the screen, showing various application icons and the system clock displaying 'TUR 09:39 TRF 6.09.2019'.





Now Playing

Search

Save 45% on Pickers Pro

A sez

Whats New

Help ▾



New Set



Recent



Your Library



Reports



Scoresheet...

Your Classes



Anamur Hizmetiçi



Anamur HİE 2



Demo Class



New Class

New Pack

New group question

Last ues question

 **Your Library**

Reports

Skor page

New Pack

 New Set



NAME ^

MODIFIED

3 Untitled Set

Today 1:45 AM

Your area

class

Windows'u Etkinleştir
Windows'u etkinleştirmek için Ayarlar'a gidin.

Co-funded by the
Erasmus+ Programme
of the European Union



Now Playing Search Save 45% on Plickers Pro A sez Whats New Help

New Set Recent Your Library Reports ScoreSheet... Your Classes Anamur Hizmetiçi Anamur HiE 2 Demo Class New Class New Pack

Reports

Filter

Today

Ankaranın başkent olduğu tarihtir 0%

Untitled Set

Anamur Hizmetiçi Today 12:54 AM

Students cards

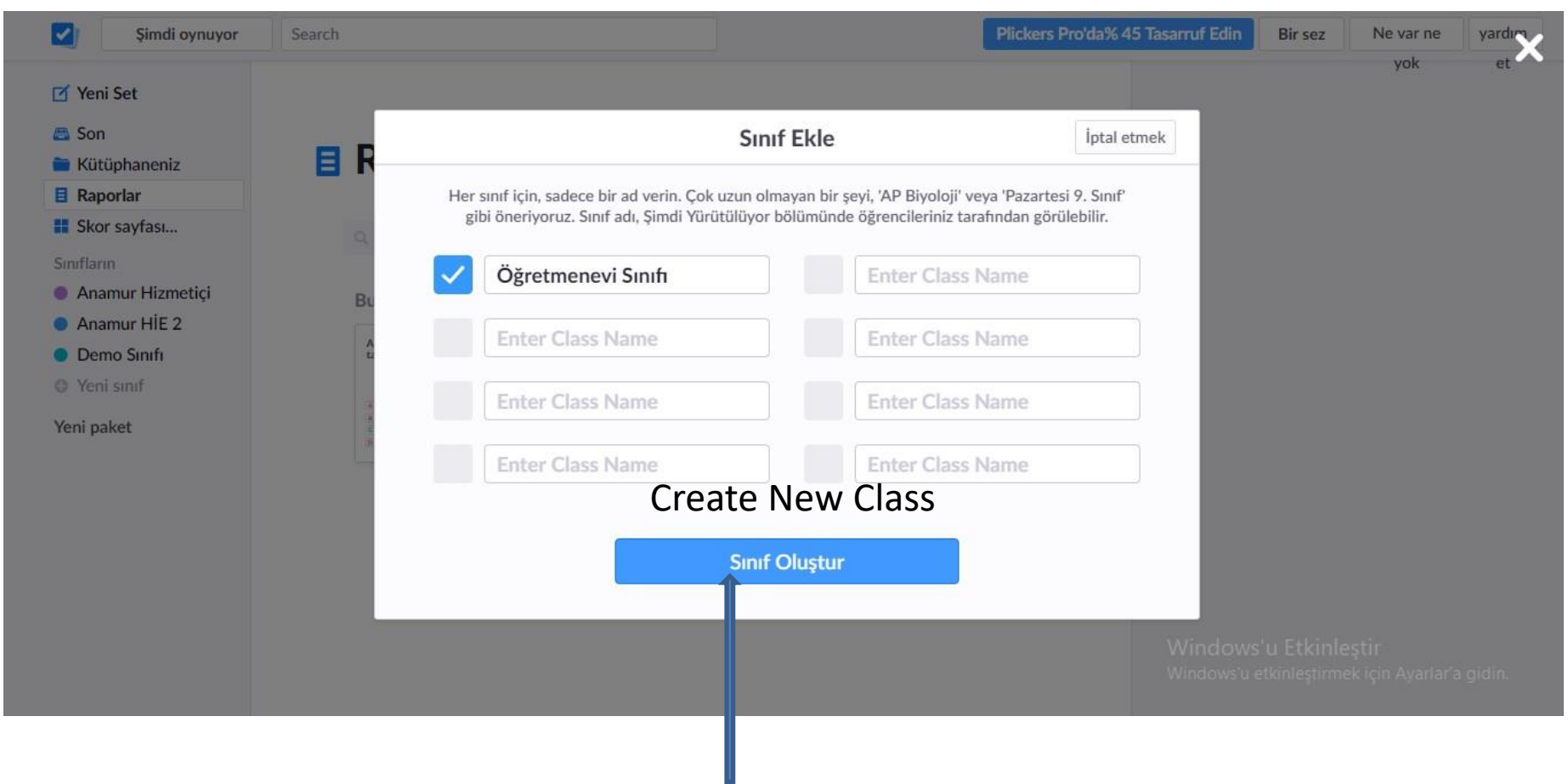
For new class

- Plickers Help Home
- Getting Started Guide
- Get Plickers Cards
- Get iOS App
- Get Android App
- Upgrade to Pro
- Contact Plickers

Windows'u Etkinleştir
Windows'u etkinleştirmek için Ayarlar'a gidin.

TUR 14:53 TRF 6.09.2019

When you define your students, you will print a 20-person QR card and give the numbered card defined in front of each student to that student. The system records the answers according to the number of the QR card. Your student information saved to that number will appear on the reports to that name..





By clicking on 'New Set' you will reach the area where you will create your questions.

To set the question type multiple choice or true false



Now Playing

Search

Save 45% on Plickers Pro

A sez

Whats New

Help

New Set

Recent

Your Library

Reports

Scoresheet...

Your Classes

Anamur Hizmetiçi

Anamur HİE 2

Demo Class

Öğretmenevi Sınıfı

New Class

New Pack

Öğretmenevi Sınıfı is almost ready

Finish setup by adding your students

Add Students

to add students

Skip this step

Windows'u Etkinleştir
Windows'u etkinleştirmek için Ayarlar'a gidin.

Now Playing

Search

Save 45% on Plickers Pro

A sez

Whats New

Help

New Set

Recent

Your Library

Reports

Scoresheet...

Your Classes

Anamur Hizmetiçi

Anamur HİE 2

Demo Class

Öğretmenevi Sınıfı

New Class

New Pack

Add Students to Öğretmenevi Sınıfı

Cancel

Enter Names

Type in student names into the box below. You can also copy-paste rows and columns from a spreadsheet. Make sure each student is on a new line.

First Name Last Name

Last Name, First Name

Student Roster Preview

Fast student login
you can copy and paste a list

Next

Windows'u Etkinleştir
Windows'u etkinleştirmek için Ayarlar'a gidin.

Now Playing

Search

Save 45% on Pickers Pro

A sez

Whats New

Help

New Set

Recent

Your Library

Reports

Scoresheet...

Your Classes

Anamur Hizmetiçi

Anamur HİE 2

Demo Class

Öğretmenevi Sınıfı

New Class

New Pack

Add Students to Öğretmenevi Sınıfı

Cancel

As EnteredSort by First NameSort by Last Name

1Gülname Kayhan

3Rabia Türkmenoğlu

2Meral Sezdirmez

The numbers in front of the name
Shows the QR answer key.
Give this student the QR answer sheet with this number.
you need to give

BackDone

Windows'u Etkinleştir
Windows'u etkinleştirmek için Ayarlar'a gidin.

TUR 01:01

Now Playing

Search

Save 45% on Plickers Pro

A sez

Whats New

Help

New Set

Recent

Your Library

Reports

Scoresheet...

Your Classes

Anamur Hizmetiçi

Anamur HiE 2

Demo Class

Öğretmenevi Sınıfı

New Class

New Pack

Öğretmenevi Sınıfı

UP NEXT

AnamurHiE

Edited Friday 2:48 PM

Play Now

Edit Set

UPCOMING

Ankaranın başkent olduğu tarihtir

3

AnamurHiE

Edited Friday 2:48 PM

Ankaranın başkent olduğu tarihtir

3

A 13 Ekim 1919

B 27 Aralık 1919

C 13 Eylül 1923


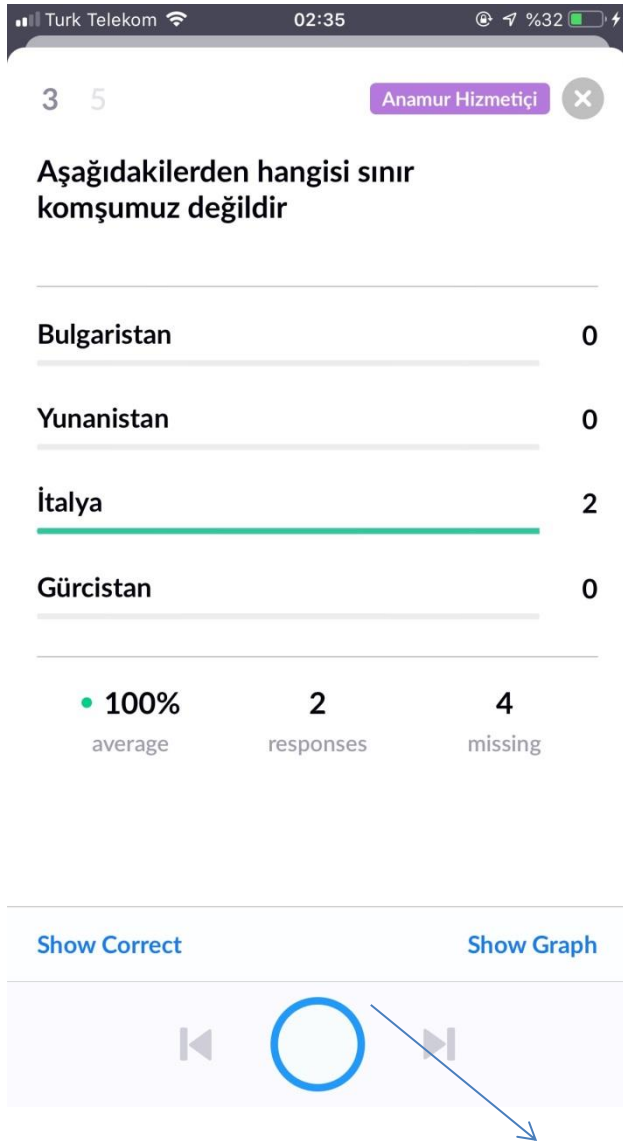
D 27 Aralık 1923

Windows'u Etkinleştir

Windows'u etkinleştirmek için Ayarlar'a gidin.

Start the quiz

- When you start the exam, open the application on your mobile phone and put the questions of the class you have selected online and you will see the questions appear on your screen.



You can collect the answers by pressing and holding.

You can see which participants answered which questions correctly by using the Reports tab to collect the answers and see the results.

☒ Now Playing

Search

Save 45% on Pickers Pro

A sez

Whats New

Help

☒ New Set

☐ Recent

☐ Your Library

☐ Reports

☐ Scoresheet...

Your Classes

☐ Anamur Hizmetiçi

☐ Anamur HİE 2

☐ Demo Class

☐ Öğretmenevi Sınıfı

☐ New Class

New Pack

AnamurHİE 71%

Deniz	100%	Gülname	33%	Nasibe	Abs.
Evrin	Abs.	Meral	100%	Rabia	Abs.

QUESTIONS ALL ANSWERED

Ankaranın başkent olduğu tarihtir 50%

A 13 Ekim 1919

B 27 Aralık 1919

C 13 Eylül 1923

D 27 Aralık 1923

Çamlıyayla Adana iline bağlı bir ilçedir 100%

A True

B False

Aşağıdakilerden hangisi sınır komşumuz değildir 67%

A Bulgaristan

B Yunanistan

C İtalya

D Gürcistan

Cumhuriyet kaç yılında ilan edilmiştir

A 23 Nisan 1920

B 29 Ekim 1920

Türkiye'nin tahıl ambarı aşağıdakilerden hangisidir?

A Ankara

B Niğde

Continue Playing

Go to Set Detail

Archive Report

Delete Report

Windows'u Etkinleştir

THANKS

ISEEF via ICT Team