



Web 2.0

Presentation Tools





While starting

The most basic rules we need to pay attention to in order to use Web2.0 in lessons:


Web2.0 suitable for grade level

topic-appropriate web2.0

enough web2.0



Presentation Tools



Prezi





- Apart from the standard presentation tools, it is a presentation tool that you can keep the attention of the students at the highest level with its mobile and wide interface options.
- This tool, which was free before, is now subject to 14 days of free use, then 5 dollars per month. Those who have a free period account can continue to use it for free.
- When you open www.prezi.com, Get Started for new membership Login for existing membership



Classic ▾

Search...



Go Pro!

English ▾



Help ▾



ayhan sezdirmez ▾



Prezi Next



Prezi Classic

Please enable Flash to use Prezi online. For more info on how to do so, click [here](#).




Yeni arayüz

New version

Klasik prezî


Klasik version

New presentation



TÜRKİYE

by okan gültekin on May 25



VAKIFBANK ATATÜRK ...

by ayhan sezdirmez on Feb 16



Get the Prezi Classic app

Create and present anytime,
anywhere.

Psst, we have [mobile apps](#), too...

Co-funded by the
Erasmus+ Programme
of the European Union

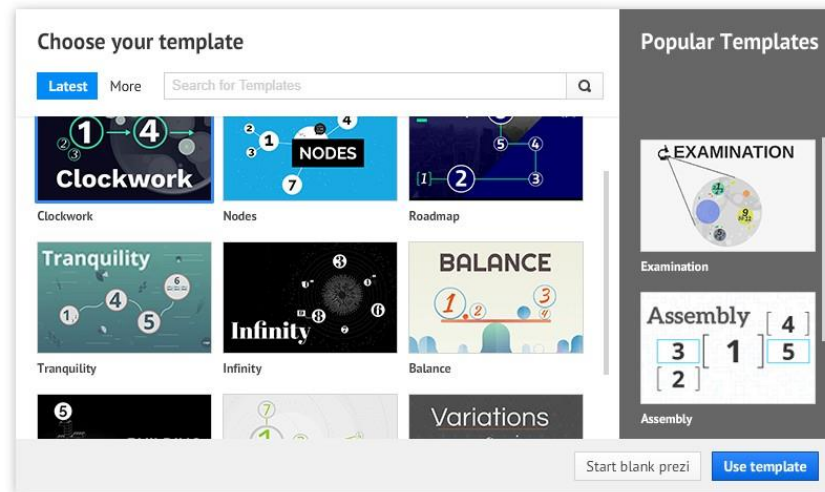




You can use the Classic or the new version in this interface that opens.

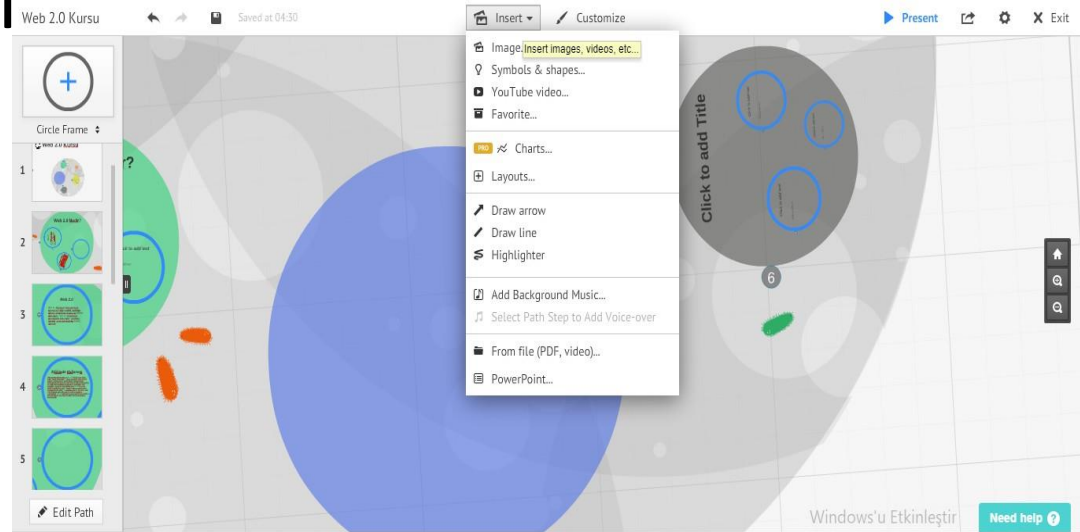
New presentation

Selecting a version to use





It is a very easy to use presentation tool. You can prepare your presentations with ready-made templates or the template you create yourself. Adding shapes and giving action to these shapes is up to the imagination of the presenter.





THANKS

ISEEFviaICT Team

